

F Table for $\alpha = 0.10$ (1/3)

df2/df1	1	2	3	4	5	6	7	8	9	10
1	39.86346	49.50000	53.59324	55.83296	57.24008	58.20442	58.90595	59.43898	59.85759	60.19498
2	8.52632	9.00000	9.16179	9.24342	9.29263	9.32553	9.34908	9.36677	9.38054	9.39157
3	5.53832	5.46238	5.39077	5.34264	5.30916	5.28473	5.26619	5.25167	5.24000	5.23041
4	4.54477	4.32456	4.19086	4.10725	4.05058	4.00975	3.97897	3.95494	3.93567	3.91988
5	4.06042	3.77972	3.61948	3.52020	3.45298	3.40451	3.36790	3.33928	3.31628	3.29740
6	3.77595	3.46330	3.28876	3.18076	3.10751	3.05455	3.01446	2.98304	2.95774	2.93693
7	3.58943	3.25744	3.07407	2.96053	2.88334	2.82739	2.78493	2.75158	2.72468	2.70251
8	3.45792	3.11312	2.92380	2.80643	2.72645	2.66833	2.62413	2.58935	2.56124	2.53804
9	3.36030	3.00645	2.81286	2.69268	2.61061	2.55086	2.50531	2.46941	2.44034	2.41632
10	3.28502	2.92447	2.72767	2.60534	2.52164	2.46058	2.41397	2.37715	2.34731	2.32260
11	3.22520	2.85951	2.66023	2.53619	2.45118	2.38907	2.34157	2.30400	2.27350	2.24823
12	3.17655	2.80680	2.60552	2.48010	2.39402	2.33102	2.28278	2.24457	2.21352	2.18776
13	3.13621	2.76317	2.56027	2.43371	2.34672	2.28298	2.23410	2.19535	2.16382	2.13763
14	3.10221	2.72647	2.52222	2.39469	2.30694	2.24256	2.19313	2.15390	2.12195	2.09540
15	3.07319	2.69517	2.48979	2.36143	2.27302	2.20808	2.15818	2.11853	2.08621	2.05932
16	3.04811	2.66817	2.46181	2.33274	2.24376	2.17833	2.12800	2.08798	2.05533	2.02815
17	3.02623	2.64464	2.43743	2.30775	2.21825	2.15239	2.10169	2.06134	2.02839	2.00094
18	3.00698	2.62395	2.41601	2.28577	2.19583	2.12958	2.07854	2.03789	2.00467	1.97698
19	2.98990	2.60561	2.39702	2.26630	2.17596	2.10936	2.05802	2.01710	1.98364	1.95573
20	2.97465	2.58925	2.38009	2.24893	2.15823	2.09132	2.03970	1.99853	1.96485	1.93674
21	2.96096	2.57457	2.36489	2.23334	2.14231	2.07512	2.02325	1.98186	1.94797	1.91967
22	2.94858	2.56131	2.35117	2.21927	2.12794	2.06050	2.00840	1.96680	1.93273	1.90425

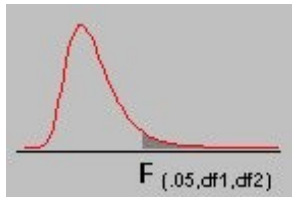
F Table for $\alpha=.10$ (2/3)

df2/df1	12	15	20	24	30	40	60	120	∞
1	60.70521	61.22034	61.74029	62.00205	62.26497	62.52905	62.79428	63.06064	63.32812
2	9.40813	9.42471	9.44131	9.44962	9.45793	9.46624	9.47456	9.48289	9.49122
3	5.21562	5.20031	5.18448	5.17636	5.16811	5.15972	5.15119	5.14251	5.13370
4	3.89553	3.87036	3.84434	3.83099	3.81742	3.80361	3.78957	3.77527	3.76073
5	3.26824	3.23801	3.20665	3.19052	3.17408	3.15732	3.14023	3.12279	3.10500
6	2.90472	2.87122	2.83634	2.81834	2.79996	2.78117	2.76195	2.74229	2.72216
7	2.66811	2.63223	2.59473	2.57533	2.55546	2.53510	2.51422	2.49279	2.47079
8	2.50196	2.46422	2.42464	2.40410	2.38302	2.36136	2.33910	2.31618	2.29257
9	2.37888	2.33962	2.29832	2.27683	2.25472	2.23196	2.20849	2.18427	2.15923
10	2.28405	2.24351	2.20074	2.17843	2.15543	2.13169	2.10716	2.08176	2.05542
11	2.20873	2.16709	2.12305	2.10001	2.07621	2.05161	2.02612	1.99965	1.97211
12	2.14744	2.10485	2.05968	2.03599	2.01149	1.98610	1.95973	1.93228	1.90361
13	2.09659	2.05316	2.00698	1.98272	1.95757	1.93147	1.90429	1.87591	1.84620
14	2.05371	2.00953	1.96245	1.93766	1.91193	1.88516	1.85723	1.82800	1.79728
15	2.01707	1.97222	1.92431	1.89904	1.87277	1.84539	1.81676	1.78672	1.75505
16	1.98539	1.93992	1.89127	1.86556	1.83879	1.81084	1.78156	1.75075	1.71817
17	1.95772	1.91169	1.86236	1.83624	1.80901	1.78053	1.75063	1.71909	1.68564
18	1.93334	1.88681	1.83685	1.81035	1.78269	1.75371	1.72322	1.69099	1.65671
19	1.91170	1.86471	1.81416	1.78731	1.75924	1.72979	1.69876	1.66587	1.63077
20	1.89236	1.84494	1.79384	1.76667	1.73822	1.70833	1.67678	1.64326	1.60738
21	1.87497	1.82715	1.77555	1.74807	1.71927	1.68896	1.65691	1.62278	1.58615
22	1.85925	1.81106	1.75899	1.73122	1.70208	1.67138	1.63885	1.60415	1.56678

F Table for $\alpha=.10$ (3/3)

df2/df1	1	2	3	4	5	6	7	8	9	10
23	2.93736	2.54929	2.33873	2.20651	2.11491	2.04723	1.99492	1.95312	1.91888	1.89025
24	2.92712	2.53833	2.32739	2.19488	2.10303	2.03513	1.98263	1.94066	1.90625	1.87748
25	2.91774	2.52831	2.31702	2.18424	2.09216	2.02406	1.97138	1.92925	1.89469	1.86578
26	2.90913	2.51910	2.30749	2.17447	2.08218	2.01389	1.96104	1.91876	1.88407	1.85503
27	2.90119	2.51061	2.29871	2.16546	2.07298	2.00452	1.95151	1.90909	1.87427	1.84511
28	2.89385	2.50276	2.29060	2.15714	2.06447	1.99585	1.94270	1.90014	1.86520	1.83593
29	2.88703	2.49548	2.28307	2.14941	2.05658	1.98781	1.93452	1.89184	1.85679	1.82741
30	2.88069	2.48872	2.27607	2.14223	2.04925	1.98033	1.92692	1.88412	1.84896	1.81949
40	2.83535	2.44037	2.22609	2.09095	1.99682	1.92688	1.87252	1.82886	1.79290	1.76269
60	2.79107	2.39325	2.17741	2.04099	1.94571	1.87472	1.81939	1.77483	1.73802	1.70701
120	2.74781	2.34734	2.12999	1.99230	1.89587	1.82381	1.76748	1.72196	1.68425	1.65238
∞	2.70554	2.30259	2.08380	1.94486	1.84727	1.77411	1.71672	1.67020	1.63152	1.59872

df2/df1	12	15	20	24	30	40	60	120	∞
23	1.84497	1.79643	1.74392	1.71588	1.68643	1.65535	1.62237	1.58711	1.54903
24	1.83194	1.78308	1.73015	1.70185	1.67210	1.64067	1.60726	1.57146	1.53270
25	1.82000	1.77083	1.71752	1.68898	1.65895	1.62718	1.59335	1.55703	1.51760
26	1.80902	1.75957	1.70589	1.67712	1.64682	1.61472	1.58050	1.54368	1.50360
27	1.79889	1.74917	1.69514	1.66616	1.63560	1.60320	1.56859	1.53129	1.49057
28	1.78951	1.73954	1.68519	1.65600	1.62519	1.59250	1.55753	1.51976	1.47841
29	1.78081	1.73060	1.67593	1.64655	1.61551	1.58253	1.54721	1.50899	1.46704
30	1.77270	1.72227	1.66731	1.63774	1.60648	1.57323	1.53757	1.49891	1.45636
40	1.71456	1.66241	1.60515	1.57411	1.54108	1.50562	1.46716	1.42476	1.37691
60	1.65743	1.60337	1.54349	1.51072	1.47554	1.43734	1.39520	1.34757	1.29146
120	1.60120	1.54500	1.48207	1.44723	1.40938	1.36760	1.32034	1.26457	1.19256
∞	1.54578	1.48714	1.42060	1.38318	1.34187	1.29513	1.23995	1.16860	1.00000



F Table for $\alpha = 0.05$ (1/3)

df2/df1	1	2	3	4	5	6	7	8	9	10
1	161.4476	199.5000	215.7073	224.5832	230.1619	233.9860	236.7684	238.8827	240.5433	241.8817
2	18.5128	19.0000	19.1643	19.2468	19.2964	19.3295	19.3532	19.3710	19.3848	19.3959
3	10.1280	9.5521	9.2766	9.1172	9.0135	8.9406	8.8867	8.8452	8.8123	8.7855
4	7.7086	6.9443	6.5914	6.3882	6.2561	6.1631	6.0942	6.0410	5.9988	5.9644
5	6.6079	5.7861	5.4095	5.1922	5.0503	4.9503	4.8759	4.8183	4.7725	4.7351
6	5.9874	5.1433	4.7571	4.5337	4.3874	4.2839	4.2067	4.1468	4.0990	4.0600
7	5.5914	4.7374	4.3468	4.1203	3.9715	3.8660	3.7870	3.7257	3.6767	3.6365
8	5.3177	4.4590	4.0662	3.8379	3.6875	3.5806	3.5005	3.4381	3.3881	3.3472
9	5.1174	4.2565	3.8625	3.6331	3.4817	3.3738	3.2927	3.2296	3.1789	3.1373
10	4.9646	4.1028	3.7083	3.4780	3.3258	3.2172	3.1355	3.0717	3.0204	2.9782
11	4.8443	3.9823	3.5874	3.3567	3.2039	3.0946	3.0123	2.9480	2.8962	2.8536
12	4.7472	3.8853	3.4903	3.2592	3.1059	2.9961	2.9134	2.8486	2.7964	2.7534
13	4.6672	3.8056	3.4105	3.1791	3.0254	2.9153	2.8321	2.7669	2.7144	2.6710
14	4.6001	3.7389	3.3439	3.1122	2.9582	2.8477	2.7642	2.6987	2.6458	2.6022
15	4.5431	3.6823	3.2874	3.0556	2.9013	2.7905	2.7066	2.6408	2.5876	2.5437
16	4.4940	3.6337	3.2389	3.0069	2.8524	2.7413	2.6572	2.5911	2.5377	2.4935
17	4.4513	3.5915	3.1968	2.9647	2.8100	2.6987	2.6143	2.5480	2.4943	2.4499
18	4.4139	3.5546	3.1599	2.9277	2.7729	2.6613	2.5767	2.5102	2.4563	2.4117
19	4.3807	3.5219	3.1274	2.8951	2.7401	2.6283	2.5435	2.4768	2.4227	2.3779
20	4.3512	3.4928	3.0984	2.8661	2.7109	2.5990	2.5140	2.4471	2.3928	2.3479
21	4.3248	3.4668	3.0725	2.8401	2.6848	2.5727	2.4876	2.4205	2.3660	2.3210
22	4.3009	3.4434	3.0491	2.8167	2.6613	2.5491	2.4638	2.3965	2.3419	2.2967

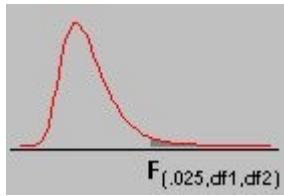
F Table for $\alpha= 0.05$ (2/3)

df2/df1	12	15	20	24	30	40	60	120	∞
1	243.9060	245.9499	248.0131	249.0518	250.0951	251.1432	252.1957	253.2529	254.3144
2	19.4125	19.4291	19.4458	19.4541	19.4624	19.4707	19.4791	19.4874	19.4957
3	8.7446	8.7029	8.6602	8.6385	8.6166	8.5944	8.5720	8.5494	8.5264
4	5.9117	5.8578	5.8025	5.7744	5.7459	5.7170	5.6877	5.6581	5.6281
5	4.6777	4.6188	4.5581	4.5272	4.4957	4.4638	4.4314	4.3985	4.3650
6	3.9999	3.9381	3.8742	3.8415	3.8082	3.7743	3.7398	3.7047	3.6689
7	3.5747	3.5107	3.4445	3.4105	3.3758	3.3404	3.3043	3.2674	3.2298
8	3.2839	3.2184	3.1503	3.1152	3.0794	3.0428	3.0053	2.9669	2.9276
9	3.0729	3.0061	2.9365	2.9005	2.8637	2.8259	2.7872	2.7475	2.7067
10	2.9130	2.8450	2.7740	2.7372	2.6996	2.6609	2.6211	2.5801	2.5379
11	2.7876	2.7186	2.6464	2.6090	2.5705	2.5309	2.4901	2.4480	2.4045
12	2.6866	2.6169	2.5436	2.5055	2.4663	2.4259	2.3842	2.3410	2.2962
13	2.6037	2.5331	2.4589	2.4202	2.3803	2.3392	2.2966	2.2524	2.2064
14	2.5342	2.4630	2.3879	2.3487	2.3082	2.2664	2.2229	2.1778	2.1307
15	2.4753	2.4034	2.3275	2.2878	2.2468	2.2043	2.1601	2.1141	2.0658
16	2.4247	2.3522	2.2756	2.2354	2.1938	2.1507	2.1058	2.0589	2.0096
17	2.3807	2.3077	2.2304	2.1898	2.1477	2.1040	2.0584	2.0107	1.9604
18	2.3421	2.2686	2.1906	2.1497	2.1071	2.0629	2.0166	1.9681	1.9168
19	2.3080	2.2341	2.1555	2.1141	2.0712	2.0264	1.9795	1.9302	1.8780
20	2.2776	2.2033	2.1242	2.0825	2.0391	1.9938	1.9464	1.8963	1.8432
21	2.2504	2.1757	2.0960	2.0540	2.0102	1.9645	1.9165	1.8657	1.8117
22	2.2258	2.1508	2.0707	2.0283	1.9842	1.9380	1.8894	1.8380	1.7831

F Table for $\alpha= 0.05$ (3/3)

df2/df1	1	2	3	4	5	6	7	8	9
23	4.2793	3.4221	3.0280	2.7955	2.6400	2.5277	2.4422	2.3748	2.3201
24	4.2597	3.4028	3.0088	2.7763	2.6207	2.5082	2.4226	2.3551	2.3002
25	4.2417	3.3852	2.9912	2.7587	2.6030	2.4904	2.4047	2.3371	2.2821
26	4.2252	3.3690	2.9752	2.7426	2.5868	2.4741	2.3883	2.3205	2.2655
27	4.2100	3.3541	2.9604	2.7278	2.5719	2.4591	2.3732	2.3053	2.2501
28	4.1960	3.3404	2.9467	2.7141	2.5581	2.4453	2.3593	2.2913	2.2360
29	4.1830	3.3277	2.9340	2.7014	2.5454	2.4324	2.3463	2.2783	2.2229
30	4.1709	3.3158	2.9223	2.6896	2.5336	2.4205	2.3343	2.2662	2.2107
40	4.0847	3.2317	2.8387	2.6060	2.4495	2.3359	2.2490	2.1802	2.1240
60	4.0012	3.1504	2.7581	2.5252	2.3683	2.2541	2.1665	2.0970	2.0401
120	3.9201	3.0718	2.6802	2.4472	2.2899	2.1750	2.0868	2.0164	1.9588
∞	3.8415	2.9957	2.6049	2.3719	2.2141	2.0986	2.0096	1.9384	1.8799

df2/df1	10	12	15	20	24	30	40	60	120	∞
23	2.2747	2.2036	2.1282	2.0476	2.0050	1.9605	1.9139	1.8648	1.8128	1.7570
24	2.2547	2.1834	2.1077	2.0267	1.9838	1.9390	1.8920	1.8424	1.7896	1.7330
25	2.2365	2.1649	2.0889	2.0075	1.9643	1.9192	1.8718	1.8217	1.7684	1.7110
26	2.2197	2.1479	2.0716	1.9898	1.9464	1.9010	1.8533	1.8027	1.7488	1.6906
27	2.2043	2.1323	2.0558	1.9736	1.9299	1.8842	1.8361	1.7851	1.7306	1.6717
28	2.1900	2.1179	2.0411	1.9586	1.9147	1.8687	1.8203	1.7689	1.7138	1.6541
29	2.1768	2.1045	2.0275	1.9446	1.9005	1.8543	1.8055	1.7537	1.6981	1.6376
30	2.1646	2.0921	2.0148	1.9317	1.8874	1.8409	1.7918	1.7396	1.6835	1.6223
40	2.0772	2.0035	1.9245	1.8389	1.7929	1.7444	1.6928	1.6373	1.5766	1.5089
60	1.9926	1.9174	1.8364	1.7480	1.7001	1.6491	1.5943	1.5343	1.4673	1.3893
120	1.9105	1.8337	1.7505	1.6587	1.6084	1.5543	1.4952	1.4290	1.3519	1.2539
∞	1.8307	1.7522	1.6664	1.5705	1.5173	1.4591	1.3940	1.3180	1.2214	1.0000



F Table for $\alpha= 0.025$ (1/3)

df2/df1	1	2	3	4	5	6	7	8	9
1	647.7890	799.5000	864.1630	899.5833	921.8479	937.1111	948.2169	956.6562	963.2846
2	38.5063	39.0000	39.1655	39.2484	39.2982	39.3315	39.3552	39.3730	39.3869
3	17.4434	16.0441	15.4392	15.1010	14.8848	14.7347	14.6244	14.5399	14.4731
4	12.2179	10.6491	9.9792	9.6045	9.3645	9.1973	9.0741	8.9796	8.9047
5	10.0070	8.4336	7.7636	7.3879	7.1464	6.9777	6.8531	6.7572	6.6811
6	8.8131	7.2599	6.5988	6.2272	5.9876	5.8198	5.6955	5.5996	5.5234
7	8.0727	6.5415	5.8898	5.5226	5.2852	5.1186	4.9949	4.8993	4.8232
8	7.5709	6.0595	5.4160	5.0526	4.8173	4.6517	4.5286	4.4333	4.3572
9	7.2093	5.7147	5.0781	4.7181	4.4844	4.3197	4.1970	4.1020	4.0260
10	6.9367	5.4564	4.8256	4.4683	4.2361	4.0721	3.9498	3.8549	3.7790
11	6.7241	5.2559	4.6300	4.2751	4.0440	3.8807	3.7586	3.6638	3.5879
12	6.5538	5.0959	4.4742	4.1212	3.8911	3.7283	3.6065	3.5118	3.4358
13	6.4143	4.9653	4.3472	3.9959	3.7667	3.6043	3.4827	3.3880	3.3120
14	6.2979	4.8567	4.2417	3.8919	3.6634	3.5014	3.3799	3.2853	3.2093
15	6.1995	4.7650	4.1528	3.8043	3.5764	3.4147	3.2934	3.1987	3.1227
16	6.1151	4.6867	4.0768	3.7294	3.5021	3.3406	3.2194	3.1248	3.0488
17	6.0420	4.6189	4.0112	3.6648	3.4379	3.2767	3.1556	3.0610	2.9849
18	5.9781	4.5597	3.9539	3.6083	3.3820	3.2209	3.0999	3.0053	2.9291
19	5.9216	4.5075	3.9034	3.5587	3.3327	3.1718	3.0509	2.9563	2.8801
20	5.8715	4.4613	3.8587	3.5147	3.2891	3.1283	3.0074	2.9128	2.8365
21	5.8266	4.4199	3.8188	3.4754	3.2501	3.0895	2.9686	2.8740	2.7977
22	5.7863	4.3828	3.7829	3.4401	3.2151	3.0546	2.9338	2.8392	2.7628

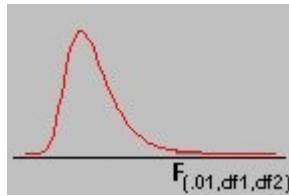
F Table for $\alpha=0.025$ (2/3)

df2/df1	10	12	15	20	24	30	40	60	120	∞
1	968.6274	976.7079	984.8668	993.1028	997.2492	1001.414	1005.598	1009.800	1014.020	1018.258
2	39.3980	39.4146	39.4313	39.4479	39.4562	39.465	39.473	39.481	39.490	39.498
3	14.4189	14.3366	14.2527	14.1674	14.1241	14.081	14.037	13.992	13.947	13.902
4	8.8439	8.7512	8.6565	8.5599	8.5109	8.461	8.411	8.360	8.309	8.257
5	6.6192	6.5245	6.4277	6.3286	6.2780	6.227	6.175	6.123	6.069	6.015
6	5.4613	5.3662	5.2687	5.1684	5.1172	5.065	5.012	4.959	4.904	4.849
7	4.7611	4.6658	4.5678	4.4667	4.4150	4.362	4.309	4.254	4.199	4.142
8	4.2951	4.1997	4.1012	3.9995	3.9472	3.894	3.840	3.784	3.728	3.670
9	3.9639	3.8682	3.7694	3.6669	3.6142	3.560	3.505	3.449	3.392	3.333
10	3.7168	3.6209	3.5217	3.4185	3.3654	3.311	3.255	3.198	3.140	3.080
11	3.5257	3.4296	3.3299	3.2261	3.1725	3.118	3.061	3.004	2.944	2.883
12	3.3736	3.2773	3.1772	3.0728	3.0187	2.963	2.906	2.848	2.787	2.725
13	3.2497	3.1532	3.0527	2.9477	2.8932	2.837	2.780	2.720	2.659	2.595
14	3.1469	3.0502	2.9493	2.8437	2.7888	2.732	2.674	2.614	2.552	2.487
15	3.0602	2.9633	2.8621	2.7559	2.7006	2.644	2.585	2.524	2.461	2.395
16	2.9862	2.8890	2.7875	2.6808	2.6252	2.568	2.509	2.447	2.383	2.316
17	2.9222	2.8249	2.7230	2.6158	2.5598	2.502	2.442	2.380	2.315	2.247
18	2.8664	2.7689	2.6667	2.5590	2.5027	2.445	2.384	2.321	2.256	2.187
19	2.8172	2.7196	2.6171	2.5089	2.4523	2.394	2.333	2.270	2.203	2.133
20	2.7737	2.6758	2.5731	2.4645	2.4076	2.349	2.287	2.223	2.156	2.085
21	2.7348	2.6368	2.5338	2.4247	2.3675	2.308	2.246	2.182	2.114	2.042
22	2.6998	2.6017	2.4984	2.3890	2.3315	2.272	2.210	2.145	2.076	2.003

F Table for $\alpha= 0.025$ (3/3)

df2/df1	1	2	3	4	5	6	7	8	9
23	5.7498	4.3492	3.7505	3.4083	3.1835	3.0232	2.9023	2.8077	2.7313
24	5.7166	4.3187	3.7211	3.3794	3.1548	2.9946	2.8738	2.7791	2.7027
25	5.6864	4.2909	3.6943	3.3530	3.1287	2.9685	2.8478	2.7531	2.6766
26	5.6586	4.2655	3.6697	3.3289	3.1048	2.9447	2.8240	2.7293	2.6528
27	5.6331	4.2421	3.6472	3.3067	3.0828	2.9228	2.8021	2.7074	2.6309
28	5.6096	4.2205	3.6264	3.2863	3.0626	2.9027	2.7820	2.6872	2.6106
29	5.5878	4.2006	3.6072	3.2674	3.0438	2.8840	2.7633	2.6686	2.5919
30	5.5675	4.1821	3.5894	3.2499	3.0265	2.8667	2.7460	2.6513	2.5746
40	5.4239	4.0510	3.4633	3.1261	2.9037	2.7444	2.6238	2.5289	2.4519
60	5.2856	3.9253	3.3425	3.0077	2.7863	2.6274	2.5068	2.4117	2.3344
120	5.1523	3.8046	3.2269	2.8943	2.6740	2.5154	2.3948	2.2994	2.2217
∞	5.0239	3.6889	3.1161	2.7858	2.5665	2.4082	2.2875	2.1918	2.1136

df2/df1	10	12	15	20	24	30	40	60	120	∞
23	2.6682	2.5699	2.4665	2.3567	2.2989	2.239	2.176	2.111	2.041	1.968
24	2.6396	2.5411	2.4374	2.3273	2.2693	2.209	2.146	2.080	2.010	1.935
25	2.6135	2.5149	2.4110	2.3005	2.2422	2.182	2.118	2.052	1.981	1.906
26	2.5896	2.4908	2.3867	2.2759	2.2174	2.157	2.093	2.026	1.954	1.878
27	2.5676	2.4688	2.3644	2.2533	2.1946	2.133	2.069	2.002	1.930	1.853
28	2.5473	2.4484	2.3438	2.2324	2.1735	2.112	2.048	1.980	1.907	1.829
29	2.5286	2.4295	2.3248	2.2131	2.1540	2.092	2.028	1.959	1.886	1.807
30	2.5112	2.4120	2.3072	2.1952	2.1359	2.074	2.009	1.940	1.866	1.787
40	2.3882	2.2882	2.1819	2.0677	2.0069	1.943	1.875	1.803	1.724	1.637
60	2.2702	2.1692	2.0613	1.9445	1.8817	1.815	1.744	1.667	1.581	1.482
120	2.1570	2.0548	1.9450	1.8249	1.7597	1.690	1.614	1.530	1.433	1.310
∞	2.0483	1.9447	1.8326	1.7085	1.6402	1.566	1.484	1.388	1.268	1.000



F Table for $\alpha = 0.01_{(1/3)}$

df2/df1	1	2	3	4	5	6	7	8	9
1	4052.181	4999.500	5403.352	5624.583	5763.650	5858.986	5928.356	5981.070	6022.473
2	98.503	99.000	99.166	99.249	99.299	99.333	99.356	99.374	99.388
3	34.116	30.817	29.457	28.710	28.237	27.911	27.672	27.489	27.345
4	21.198	18.000	16.694	15.977	15.522	15.207	14.976	14.799	14.659
5	16.258	13.274	12.060	11.392	10.967	10.672	10.456	10.289	10.158
6	13.745	10.925	9.780	9.148	8.746	8.466	8.260	8.102	7.976
7	12.246	9.547	8.451	7.847	7.460	7.191	6.993	6.840	6.719
8	11.259	8.649	7.591	7.006	6.632	6.371	6.178	6.029	5.911
9	10.561	8.022	6.992	6.422	6.057	5.802	5.613	5.467	5.351
10	10.044	7.559	6.552	5.994	5.636	5.386	5.200	5.057	4.942
11	9.646	7.206	6.217	5.668	5.316	5.069	4.886	4.744	4.632
12	9.330	6.927	5.953	5.412	5.064	4.821	4.640	4.499	4.388
13	9.074	6.701	5.739	5.205	4.862	4.620	4.441	4.302	4.191
14	8.862	6.515	5.564	5.035	4.695	4.456	4.278	4.140	4.030
15	8.683	6.359	5.417	4.893	4.556	4.318	4.142	4.004	3.895
16	8.531	6.226	5.292	4.773	4.437	4.202	4.026	3.890	3.780
17	8.400	6.112	5.185	4.669	4.336	4.102	3.927	3.791	3.682
18	8.285	6.013	5.092	4.579	4.248	4.015	3.841	3.705	3.597
19	8.185	5.926	5.010	4.500	4.171	3.939	3.765	3.631	3.523
20	8.096	5.849	4.938	4.431	4.103	3.871	3.699	3.564	3.457
21	8.017	5.780	4.874	4.369	4.042	3.812	3.640	3.506	3.398
22	7.945	5.719	4.817	4.313	3.988	3.758	3.587	3.453	3.346

F Table for $\alpha = 0.01$ ^(2/3)

df2/df1	10	12	15	20	24	30	40	60	120	∞
1	6055.847	6106.321	6157.285	6208.730	6234.631	6260.649	6286.782	6313.030	6339.391	6365.864
2	99.399	99.416	99.433	99.449	99.458	99.466	99.474	99.482	99.491	99.499
3	27.229	27.052	26.872	26.690	26.598	26.505	26.411	26.316	26.221	26.125
4	14.546	14.374	14.198	14.020	13.929	13.838	13.745	13.652	13.558	13.463
5	10.051	9.888	9.722	9.553	9.466	9.379	9.291	9.202	9.112	9.020
6	7.874	7.718	7.559	7.396	7.313	7.229	7.143	7.057	6.969	6.880
7	6.620	6.469	6.314	6.155	6.074	5.992	5.908	5.824	5.737	5.650
8	5.814	5.667	5.515	5.359	5.279	5.198	5.116	5.032	4.946	4.859
9	5.257	5.111	4.962	4.808	4.729	4.649	4.567	4.483	4.398	4.311
10	4.849	4.706	4.558	4.405	4.327	4.247	4.165	4.082	3.996	3.909
11	4.539	4.397	4.251	4.099	4.021	3.941	3.860	3.776	3.690	3.602
12	4.296	4.155	4.010	3.858	3.780	3.701	3.619	3.535	3.449	3.361
13	4.100	3.960	3.815	3.665	3.587	3.507	3.425	3.341	3.255	3.165
14	3.939	3.800	3.656	3.505	3.427	3.348	3.266	3.181	3.094	3.004
15	3.805	3.666	3.522	3.372	3.294	3.214	3.132	3.047	2.959	2.868
16	3.691	3.553	3.409	3.259	3.181	3.101	3.018	2.933	2.845	2.753
17	3.593	3.455	3.312	3.162	3.084	3.003	2.920	2.835	2.746	2.653
18	3.508	3.371	3.227	3.077	2.999	2.919	2.835	2.749	2.660	2.566
19	3.434	3.297	3.153	3.003	2.925	2.844	2.761	2.674	2.584	2.489
20	3.368	3.231	3.088	2.938	2.859	2.778	2.695	2.608	2.517	2.421
21	3.310	3.173	3.030	2.880	2.801	2.720	2.636	2.548	2.457	2.360
22	3.258	3.121	2.978	2.827	2.749	2.667	2.583	2.495	2.403	2.305

F Table for $\alpha = 0.01$ ^(3/3)

df2/df1	1	2	3	4	5	6	7	8	9
23	7.881	5.664	4.765	4.264	3.939	3.710	3.539	3.406	3.299
24	7.823	5.614	4.718	4.218	3.895	3.667	3.496	3.363	3.256
25	7.770	5.568	4.675	4.177	3.855	3.627	3.457	3.324	3.217
26	7.721	5.526	4.637	4.140	3.818	3.591	3.421	3.288	3.182
27	7.677	5.488	4.601	4.106	3.785	3.558	3.388	3.256	3.149
28	7.636	5.453	4.568	4.074	3.754	3.528	3.358	3.226	3.120
29	7.598	5.420	4.538	4.045	3.725	3.499	3.330	3.198	3.092
30	7.562	5.390	4.510	4.018	3.699	3.473	3.304	3.173	3.067
40	7.314	5.179	4.313	3.828	3.514	3.291	3.124	2.993	2.888
60	7.077	4.977	4.126	3.649	3.339	3.119	2.953	2.823	2.718
120	6.851	4.787	3.949	3.480	3.174	2.956	2.792	2.663	2.559
∞	6.635	4.605	3.782	3.319	3.017	2.802	2.639	2.511	2.407

df2/df1	10	12	15	20	24	30	40	60	120	∞
23	3.211	3.074	2.931	2.781	2.702	2.620	2.535	2.447	2.354	2.256
24	3.168	3.032	2.889	2.738	2.659	2.577	2.492	2.403	2.310	2.211
25	3.129	2.993	2.850	2.699	2.620	2.538	2.453	2.364	2.270	2.169
26	3.094	2.958	2.815	2.664	2.585	2.503	2.417	2.327	2.233	2.131
27	3.062	2.926	2.783	2.632	2.552	2.470	2.384	2.294	2.198	2.097
28	3.032	2.896	2.753	2.602	2.522	2.440	2.354	2.263	2.167	2.064
29	3.005	2.868	2.726	2.574	2.495	2.412	2.325	2.234	2.138	2.034
30	2.979	2.843	2.700	2.549	2.469	2.386	2.299	2.208	2.111	2.006
40	2.801	2.665	2.522	2.369	2.288	2.203	2.114	2.019	1.917	1.805
60	2.632	2.496	2.352	2.198	2.115	2.028	1.936	1.836	1.726	1.601
120	2.472	2.336	2.192	2.035	1.950	1.860	1.763	1.656	1.533	1.381
∞	2.321	2.185	2.039	1.878	1.791	1.696	1.592	1.473	1.325	1.000